




# Introducing USSD Banking to SaccoSys

Your SACCO, now in your clients' palms!




Dial **\*185\*7\*3\*6#**  
only on  
Airtel Uganda



**\*185\*7\*3\*6#**

# Mobile Money and USSD Banking

Transact easily. Use your Phone to Deposit

1. Dial **\*185#** only on  Airtel Uganda
2. Financial Services (**Option 7**)
3. SACCOs (**Option 3**)
4. Sasula (**Option 6**)  
Make Payment (**Option 1**)
5. Enter your Wallet Number as  
Reference Number and follow prompts



+256 775 545455

for support

# Introducing Agency/Teller Banking to SaccoSys

## How it Works

### ...with Bank Tellers & Agents

- # Visit any Bank Agent or Teller, ask to pay using Sasula & declare your **SaccoSysWallet Number**
- Agent/Teller enters amount to be paid
- Once payment succeeds, your SACCO A/C is credited & you receive an SMS



### Supported Banks



Centenary  
Bank



Stanbic Bank



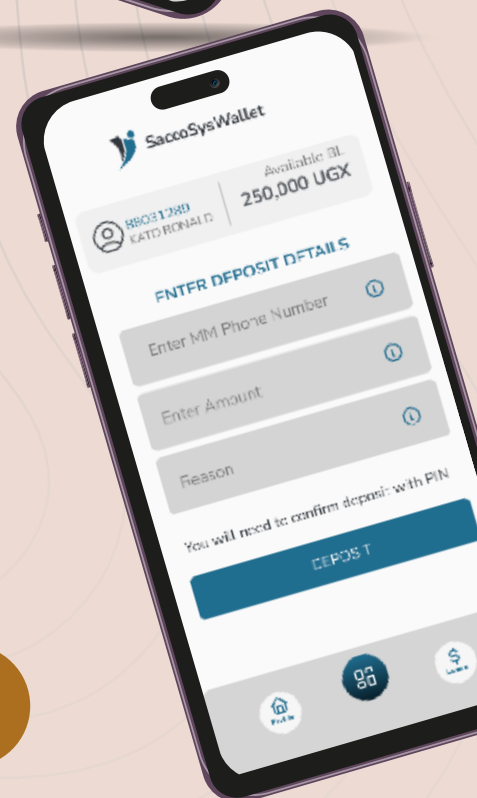
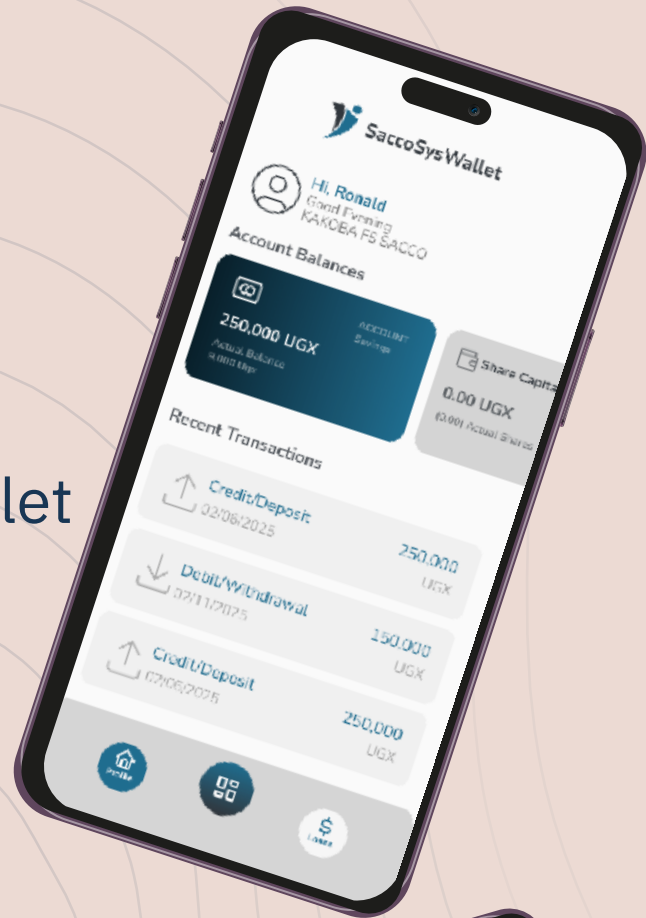
+256 775 545455

for support

# SaccoSysWallet

## How to access

- ✓ Download SaccoSysWallet via the link below.
- ✓ Sign up with Wallet Number (issued by your SACCO)
- ✓ You will receive SMS with OTP use it to verify your identity. Set your PIN and Login.



 [saccosys.com/wallet](https://saccosys.com/wallet) →



## Mobile/USSD/Agency/Teller Banking Payments Process 2025

### USSD/Mobile Banking

1. Member dials **\*185#** > Financial Services > SACCOs > Sasula > Make Payment (on Airtel Uganda). Enters WalletNumber. On successful validation, member enters amount and enters PIN to confirm payment.

3. Members using **SaccoSysWallet** (Mobile App) or **SaccoSys Direct Transaction Initiation** (at the SACCO), receive debit instructions on the phone numbers they provide.

### Bank Agent - Banking

Member **walks to any of the available bank agents** and declares their Wallet Number. Agent enters Member Wallet Number & amount (in **POS Machine > Sasula**). Agent completes payment with PIN. On success, agent account is debited, **member's SACCO A/C is credited**.

### Bank Branch/Teller Banking

Member walks to any of the **supported bank branches** and avails their Wallet Number. Teller enters Member Wallet Number (via SASULA menu) and amount. On successful payment, **member's SACCO A/C is credited**.

### SaccoSysWallet Member Onboarding Process

With in SaccoSys, SACCO onboards member to SaccoSysWallet, Member **MUST** have a **valid Phone Number**. Member downloads SaccoSysWallet App, Signs Up with Wallet Number (issued at SACCO onboarding). Member receives **OTP to verify identity**. Member sets a secure 5-digit PIN and logs in to view balances, make deposits and apply for loans.

#### Supported Banks



Centenary  
Bank



Stanbic Bank



Cairo Bank  
Uganda



saccosys.com →